

Industrial Strength Power Conditioning

- Delivers exceptional noise filtering and surge suppression
- Ferroresonant design offers highest level of voltage regulation
- Acts as a step-up or step-down transformer
- Models available from 120 VA to 15 kVA, 60 Hz
- Ideal for a wide variety of industrial applications including automation and control equipment, PLCs, machine tools, and semiconductor fabrication equipment
- Protects connected equipment from 7 of the 9 Common Power Problems defined by the IEEE
- Voltage regulation to $\pm 3\%$ of nominal for +10/-20%
- Hardwired input and output

MaxPower's F7 Series

Ferroresonant Power Conditioning

Providing superior voltage regulation, surge suppression and noise filtering with its exceptional ferroresonant technology,

MaxPower's F7 Series of line conditioners protect connected equipment against damaging and costly power problems.



Ideal for a wide variety of industrial applications including automation and control equipment, PLCs, machine tools, and semiconductor fabrication equipment, the **F7 Series** acts as a step-up or step-down transformer, as well as provides circuit protection with its galvanic isolation. Its unique design can increase the Mean Time Before Failure (MTBF) of connected

equipment (25 years typical).

Available in models ranging from 120 VA to 15 kVA, **MaxPower's F7 Series** safeguards equipment from seven of the nine common power problems defined by the IEEE: sags, surges, undervoltages, overvoltages, line noise, switching transients and harmonic distortion. The **F7 Series** offers a perfect solution to protect devices within environments that experience dirty power, which can lead to equipment damage or failure, resulting in costly downtime.



F Series

Reliable. Industrial. Rugged. Dependable.

F7 Series Model Specifications

(see charts below)

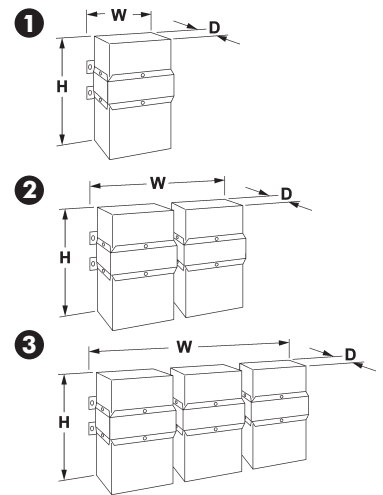
VA	Catalog Number	Voltage Input	Voltage Output	Height (in)	Width (in)	Depth (in)	Ship Weight	Design Style	Electrical Connection
120	F700120HWACXXX	120, 208, 240, 480	120	9	4	5	15	1	D
250	F700250HWACXXX	120, 208, 240, 480	120	10	6	8	27	1	D
500	F700500HWADXXX	120, 208, 240, 480	120, 208, 240	13	9	7	37	1	E
750	F700750HWADXXX	120, 208, 240, 480	120, 208, 240	14	9	7	52	1	E
1000	F701000HWADXXX	120, 208, 240, 480	120, 208, 240	17	9	7	62	1	E
1500	F701500HWADXXX	120, 208, 240, 480	120, 208, 240	17	13	9	95	1	E
2000	F702000HWADXXX	120, 208, 240, 480	120, 208, 240	18	13	9	109	1	E
3000	F703000HWADXXX	120, 208, 240, 480	120, 208, 240	19	13	9	142	1	E
5000	F705000HWADXXX	120, 208, 240, 480	120, 208, 240	28	13	9	222	1	E
7500	F707500HWBDXXX	208, 240, 480	120, 208, 240	27	26	9	362	2	F
10000	F710000HWBDXXX	208, 240, 480	120, 208, 240	28	26	9	446	2	F
15000	F715000HWBDXXX	208, 240, 480	120, 208, 240	28	38	10	710	3	F

F7 Series Technical Information

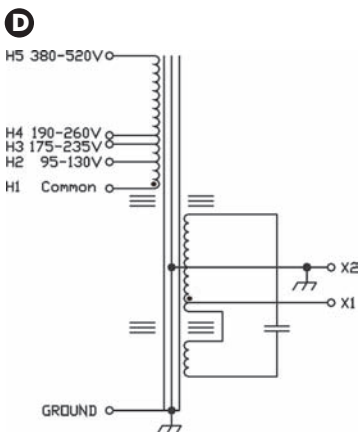
Input Voltage Range	+10/-20% of nominal
Voltage Regulation	±3% for an input line variation of +10/-20%
Overload	Limits output current to 1.65 x rated current at nominal input
Output Harmonic Distortion	3% total RMS content at full load
Noise Isolation	120 dB common mode; 60 dB transverse mode
Surge Suppression	ANSI/IEEE C62.41 Class A & B 6000 waveforms are suppressed to a let-through of less than 0.2%
Efficiency	Up to 92% at full load
Operating Temperature	-20°C to 50°C
Audible Noise	35 dB to 65 dB
Conformance	UL Listed
Warranty	10 years magnetics; 2 years capacitors

Note: All values are typical and may vary based on VA ratings of actual units.

Design Style

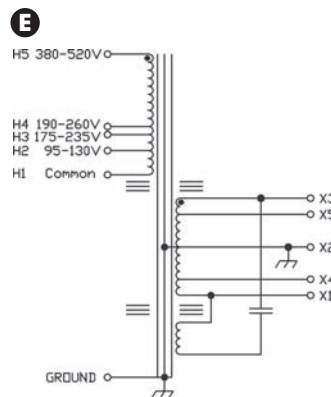


Electrical Connections



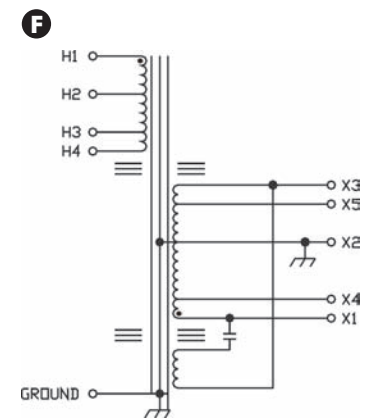
Connection D (60 Hz; 120-250 VA)

Primary Voltage	Connect Lines To
120	H1 & H2
208	H1 & H3
240	H1 & H4
480	H1 & H5
Secondary Voltage	Connect Lines To
120	X1 & X2



Connection E (60 Hz; 500-5000 VA)

Primary Voltage	Connect Lines To
120	H1 & H2
208	H1 & H3
240	H1 & H4
480	H1 & H5
Secondary Voltage	Connect Lines To
120	X1 & X2 or X3 & X2
208	X4 & X5
240	X1 & X3



Connection F (60 Hz; 7500, 10000 and 15000 VA)

Primary Voltage	Connect Lines To
208	H2 & H3
240	H2 & H4
480	H1 & H4
Secondary Voltage	Connect Lines To
120	X1 & X2 or X3 & X2
208	X4 & X5
240	X1 & X3